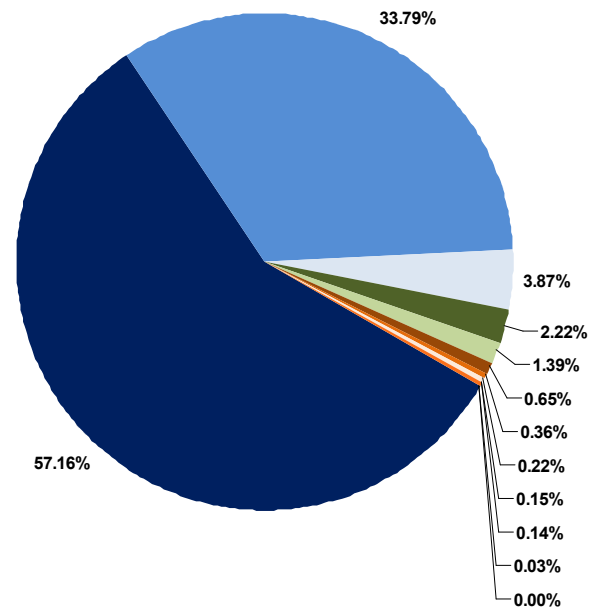
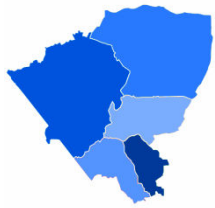


Mode of Referral

A&EMode of Arrival April 2011 to August 2011

(Source: SUS, Activity: 226,218 records)

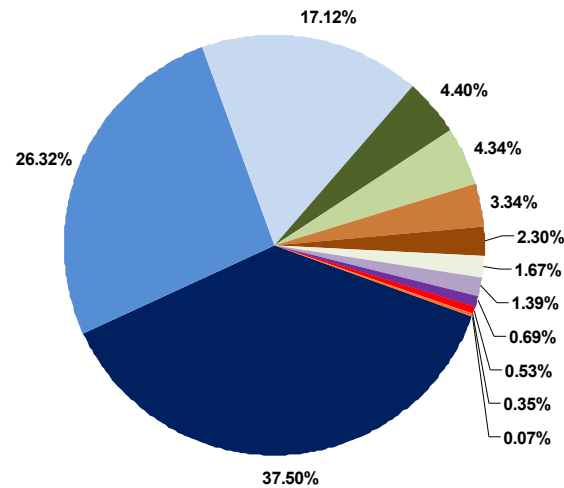




Discharged to?

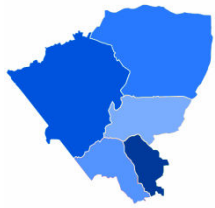
A&E Mode of Disposal April 2011 to August 2011

(Source: SUS, Activity: 226,218)



- Discharged - did not require any follow up treatment
- Discharged - follow up treatment to be provided by GP
- Admitted to hospital bed
- Left Department before being treated
- Referred to other Out-Patient Clinic
- Referred to Fracture Clinic
- Other
- Transferred to other Health Care Provider
- Referred to A&E Clinic
- Referred to other health care professional
- Left Department having refused treatment
- NULL
- Died in Department



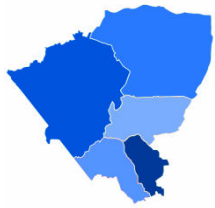


HRG Codes

HRG code	HRG name	Band	A&E tariff (£)
VB01Z	Any investigation with category 5 treatment	1	183
VB02Z	Category 3 investigation with category 4 treatment	1	183
VB03Z	Category 3 investigation with category 1-3 treatment	2	133
VB04Z	Category 2 investigation with category 4 treatment	2	133
VB05Z	Category 2 investigation with category 3 treatment	2	133
VB06Z	Category 1 investigation with category 3-4 treatment	3	78
VB07Z	Category 2 investigation with category 2 treatment	4	110
VB08Z	Category 2 investigation with category 1 treatment	4	110
VB09Z	Category 1 investigation with category 1-2 treatment	3	78
VB10Z	Dental Care	5	52
VB11Z	No investigation with no significant treatment	5	52

- For A&E there are 11 HRG codes across five bands which generate the tariff
- Commissioners also pay an additional Market Forces Factor
- Non-24 hour A&E units and MIUs are only eligible for the band five tariff
- Band one and two will be your more traditional blue light conveyances

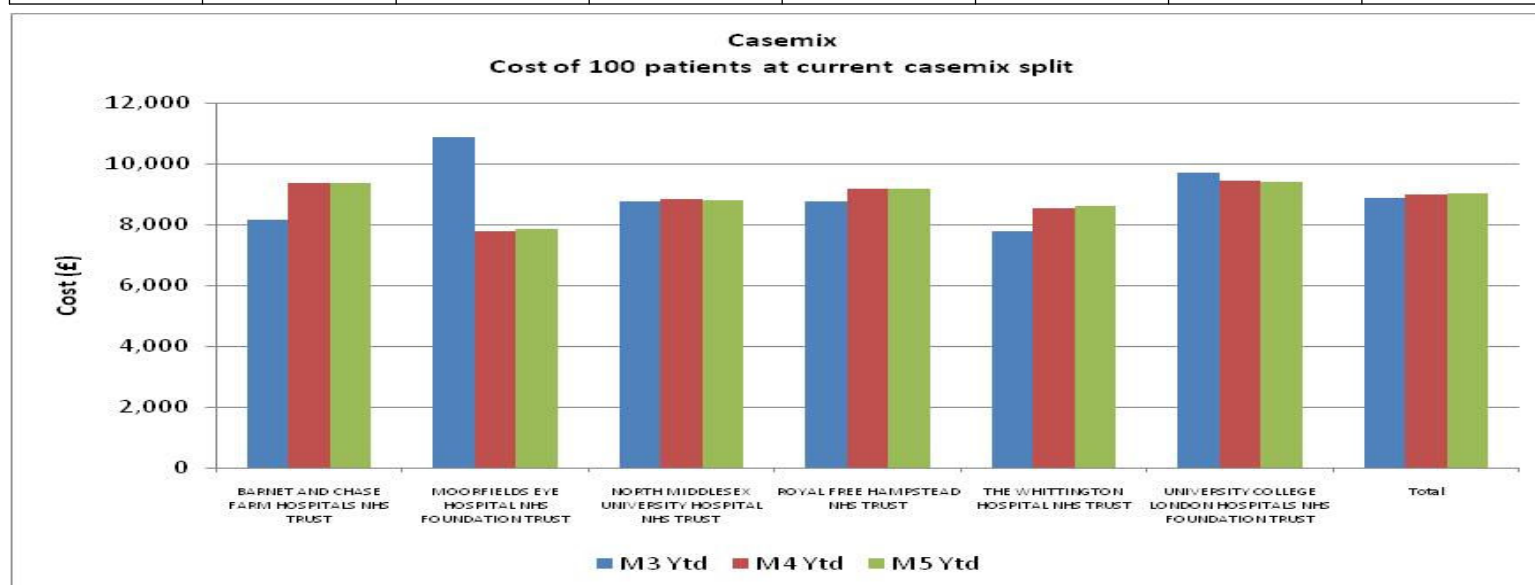


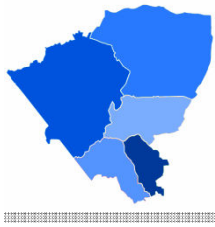


Casemix

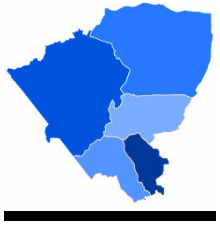
% activity by band April to June 2011

	BARNET AND CHASE FARM HOSPITALS NHS TRUST	MOORFIELDS EYE HOSPITAL NHS FOUNDATION TRUST	NORTH MIDDLESEX UNIVERSITY HOSPITAL NHS TRUST	ROYAL FREE HAMPSTEAD NHS TRUST	THE WHITTINGTON HOSPITAL NHS TRUST	COLLEGE LONDON HOSPITALS NHS FOUNDATION TRUST	Total
Band1	0.3	0.0	0.6	0.4	0.2	1.0	0.5
Band2	8.6	0.5	10.5	7.8	6.6	12.1	8.7
Band3	18.2	97.5	31.3	28.7	16.3	43.5	30.5
Band4	51.2	1.5	32.1	43.5	41.6	33.8	38.7
Band 5	21.5	0.0	25.4	19.6	35.3	9.6	21.5
No Payment	0.2	0.6	0.0	0.0	0.0	0.0	0.1
	100.0	100.0	100.0	100.0	100.0	100.0	100.0





The report of the Primary Care Foundation *Primary Care and Emergency Departments* (commissioned by the DH) found that when a consistent definition of all attendances was applied, the proportion that could be classified as primary care - types regularly seen in general practice - was between 10% and 30%.



North Central London

Questions

www.ncl.nhs.uk